


SETTING UP THE GAME

AGES 3+ | 3-8 PLAYERS


- Includes 3 giant dice, 24 red chips, & 1 carry bag
- Each player starts with three chips. The dice commands are as follows:




Pass 1 chip to the person to the right of you.



Place 1 chip in the center pot.



Pass 1 chip to the person to the left of you.



Keep your chip.

HOW TO PLAY

- Flip a coin to see who goes first. The first player rolls all 3 dice. The player then follows the commands on the rolled dice to distribute their tokens.
- After the commands have been followed, play continues clockwise.
- If a player on any turn has less than 3 chips, the player rolls as many dice as they have chips. Ex. If it is your turn and you only have 2 chips left, you would roll 2 dice and follow the commands. 1 chip would equal 1 dice roll. 0 chips means skip your turn.
- If you run out of chips, you're not out of the game! While you can't roll, you can take some of someone else's chips which you can then use back into play on your next turn.

THE FIRST PLAYER WITH CHIPS IS THE WINNER.
They get to keep all the chips they have in front of them as well as all the chips from the center pot. Hmmmm... what else could you use instead of chips that would make this more fun ;)

USE & CARE

Wood is varnished with a weather/water-resistant finish for outdoor use. This finish will protect against damage from rain and humidity, but it is recommended to be stored indoors when not in use to extend the life of the game.